





















Project: Proposed Schedule of Supply of Sanitary Wares and Fittings for Standard Wards at Hong Kong Baptist Hospital (Horizontal Demo Version)

	Watercloset	Washbasin	Faucet	Faucet	Urinal	Urinal	Disable Suite	Disable Suite	Disable Suite	Disable Suite	Disable Suite	Disable Suite	Disable Suite	Disable Suite	Disable Suite	Accessories	Accessories	Accessories	Accessories	Accessories
	WC1	WB1	F1	F2	UR1	UR2	DT1	DT2	DT3	DT4	DT5	DT6	DT7	DT8	DT9	AC1	AC2	AC3	AC4	AC5
	American Standard (Thailand) "Acacia Evolution" Vitreous china solid back-to-wall double vortex washdown watercloset with soft-closing seat & cover; Aqua Ceramic & Confortrol flush valve; GROHE (Germany) infrared sensor flush valve; GROHE (Germany) infrared sensor flush valve with 3/4 GPF concealed flushing system in AC Supply; 1.13M installation height; Skate Cosmopolitan ABS wall plate for pneumatic discharge valve in the vertical orientation during installation; Inlet Set included; 3/4 GPF in WELS Grade 1; Registration No. WC 25-0010 & WC 21-	American Standard (Thailand) "Acacia Evolution" Vitreous china semi-countertop wash basin; tested on BS1188:1974 & BS3402:1965; test report 127468 W460mm x 1500mm x H81mm	GROHE (Germany) "Euroco Cosmopolitan E" Infrared electronic basin tap 27.2 in DC Supply; nominated flow rate 2.8 l/min in WELS Grade 1; Registration No. TN 18-0007 W44mm x 1140mm x H107mm	GROHE (Germany) "Grotherm" Exposed chrome plated push button thermostatic bath and shower mixer with swivel bath spout; 3 sprays hand shower (2729000); nominal flow rate 1.9 l/min in WELS Grade 1; Registration No. SR 10-0014	American Standard (Thailand) "Active" Vitreous china wall hung back inlet urinal bowl; Water flush volume 1.5 litres/cycle in WELS Grade 1; Registration No. UR 20-0007 W344mm x 1439mm x H171mm	Inax / Inix (Japan) Built-in urinal sensor with black glass cover; Hydro-generated power; battery operated; Water flush volume 1.3 litres/cycle in WELS Grade 1; Registration No. UR 10-0020 W115mm x 1140mm x H115mm	American Standard (Thailand) "Tonic New Wave" Vitreous china close-coupled integrated rear-P trap watercloset with china close-coupled integrated rear-P trap watercloset with disabled lever and top disabled-toilet manual override; Inlet Set included; 3/4 GPF in WELS Grade 1; Registration No. WC 21-0167 W400mm x 1690mm x H810mm	Star (Thailand) "Junior Curve" Wall hung lavatory with 1-1/4 inch nominal diameter; 1/4 inch waste slotted and elbow action tap for disabled; Nominal flow rate 1.9 l/min in WELS Grade 1; Registration No. TN 19-0048; operating force of flushing control less than 22N; test report 124302; BSEN 14688:2006; capable of carrying a static load of 150kg; test report 126109; complied with BS EN 12542 W320mm x 1430mm x H145mm	EMCA (Taiwan) "834" 600 x 600mm long white ABS coated aluminum L-shape grab bar; GB 175-2007; capable of carrying a static load test 150kg; test report 123741; Antibacterial coating; test report SN-00-233; complied with Barrier Free Access 2008 W600mm x 1600mm x H38mm	EMCA (Taiwan) "834" 750mm long white ABS coated aluminum L-shape grab bar; GB 175-2007; capable of carrying a static load test 150kg; test report 123741; Antibacterial coating; test report SN-00-233; complied with Barrier Free Access 2008 W1104mm x 1750mm x H104mm	EMCA (Taiwan) "834" 750 x 900mm long white ABS coated aluminum horizontal grab bar; wall to wall type; GB 175-2007; capable of carrying a static load test 150kg; test report 123883; Antibacterial coating; test report SN-00-233; complied with Barrier Free Access 2008 W750mm x 1900mm x H34mm	EMCA (Taiwan) "DTPP" 684 mm 2U type ABS coated aluminum urinal grab bar; GB 175-2007; capable of carrying a static load test 150kg; test report 124249; Antibacterial coating; test report SN-00-233; complied with Barrier Free Access 2008 W551mm x 1900mm x H600mm	EMCA (Taiwan) Folding up shower seat with 9 PP anti-bacterial stabs & 455mm adjustable legs up to 395mm; stainless steel 304 grade; W552mm x 4155mm x H195mm	GROHE (Germany) "Euroco Special" Chrome plated single lever length 120mm shower mixer W70mm x 1218mm x H150mm	EMCA (Taiwan) "834" 600mm long white ABS coated aluminum grip grab rail with shower holder; BS12:1978 & BS82:1973; capable of carrying a static load test 150kg; test report 123741; GB 175-2007; capable of carrying a static load test 150kg; test report SN-00-233; complied with Barrier Free Access 2008; with "Genie" Single functions pedal pressure hand spray; nominated flow rate 8.4 l/min in WELS Grade 1; Registration No. SR 18-0222; and "Sheifter" 1750mm flexible hose	Medicines (Spain) toilet paper dispenser, industrial roll, stainless steel AISI 304 Sain finish W129mm x 1310mm x H110mm	Bobrick (USA) Toilet Seat Cover Dispenser W90mm x 1400mm x H280mm	Bobrick (USA) Surface mounted waste receptacle W320mm x 1420mm x H155mm	Bobrick (USA) Surface mounted sanitary napkin disposal W95mm x 1390mm x H255mm	Solemon (Taiwan) sensor soap dispenser W120mm x 1113mm x H165mm
	TF3229 + 6400005 + 37419500 + 3866000 + 37102590	TF0519	38271000	34718000 + 2724301	TF67288	AMU-1325M-HK	TF2302PD	5-4608 + 505-21 + 1010 + EM0601010	EM7044019	EM7042019	EM7045019	EM7043019-900	EM7048217	32780000	EM7041019 + EM8013040 + EFAS5505-0006008 + 28388000	PR2787CS	B-271	B-275	B-270	SSD-9309
	http://www.acmesanitary.com/IN/Product%20Photo/Files/fou_ghm_d/TF3229_6400005_37419500_3866000_37102590_rails_01b.pdf	http://www.acmesanitary.com/IN/Product%20Photo/Files/fou_ghm_d/TF0519.pdf	http://www.acmesanitary.com/IN/Product%20Photo/Files/fou_ghm_d/38271000_Grade1_W450.pdf	http://www.acmesanitary.com/IN/Product%20Photo/Files/fou_ghm_d/34718000_Grade1_W450.pdf	http://www.acmesanitary.com/IN/Product%20Photo/Files/fou_ghm_d/TF67288_Grade1.pdf	http://www.acmesanitary.com/IN/Product%20Photo/Files/fou_ghm_d/AMU-1325M-HK(Inax)_Grade1_W450.pdf	http://www.acmesanitary.com/IN/Product%20Photo/Files/fou_ghm_d/TF2302PD_Grade1_W30_290_TEST.pdf	http://www.acmesanitary.com/IN/Product%20Photo/Files/fou_ghm_d/5-4608_505-21_1010_EM0601010_Grade1_W30_290_TEST.pdf	http://www.acmesanitary.com/IN/Product%20Photo/Files/fou_ghm_d/EM7044_019_Testile.pdf	http://www.acmesanitary.com/IN/Product%20Photo/Files/fou_ghm_d/EM7042_019_Testile.pdf	http://www.acmesanitary.com/IN/Product%20Photo/Files/fou_ghm_d/EM7045_019_Testile.pdf	http://www.acmesanitary.com/IN/Product%20Photo/Files/fou_ghm_d/EM7043_019-900(new).pdf	http://www.acmesanitary.com/IN/Product%20Photo/Files/fou_ghm_d/EM7048_217.pdf	http://www.acmesanitary.com/IN/Product%20Photo/Files/fou_ghm_d/32780000_Visio.pdf	http://www.acmesanitary.com/IN/Product%20Photo/Files/fou_ghm_d/EM7041_019 + EM8013_040 + EFAS5505-0006008_Grade1.pdf	http://www.acmesanitary.com/IN/Product%20Photo/Files/fou_ghm_d/PR2787CS.pdf	http://www.acmesanitary.com/IN/Product%20Photo/Files/fou_ghm_d/B-271.pdf	http://www.acmesanitary.com/IN/Product%20Photo/Files/fou_ghm_d/B-275.pdf	http://www.acmesanitary.com/IN/Product%20Photo/Files/fou_ghm_d/B-270.pdf	http://www.acmesanitary.com/IN/Product%20Photo/Files/fou_ghm_d/SSD-9309.pdf
																				
	100	100	100	30	40	40	-	20	20	20	20	20	20	20	20	120	120	40	80	120
	-	-	-	-	-	-	20	20	20	20	20	20	20	20	20	-	-	-	-	-
	100	100	100	30	40	40	20	20	20	20	20	20	20	20	20	120	120	40	80	120

The above sanitary and fittings schedule is for the demonstration purpose. We are welcome to provide the tailor-made schedules for professionals as per site conditions. Please contact "ACME PROJECT SALES TEAM" for further inquiries.



香港浸信會醫院
Hong Kong Baptist Hospital
ANNEXARY

PRODUCT BRAND LIST



www.acmesanitary.com.hk



acme@acmesanitary.com.hk



(852) 5548 4366 (WhatsApp)

ACME OFFICE - PROJECT SALES TEAM

益美工程項目銷售部

Projects - Tenders, Residential and Commercial A&A works, ASD jobs, etc

Office Address : 1/F, Acme Building, 22-28 Nanking Street, Kowloon, Hong Kong (Jordan MTR Station Exit B2)

Office Hours : Monday - Friday 9:00a.m. - 6:00p.m.
Saturday 9:00a.m. - 1:00p.m.

Contact Persons : Mr.Eric Wong / Mr.Don Yuen

Telephone : (852) 2388 7171

Fax : (852) 2710 8012

PART OF **LIXIL**

NOBILIS



Alessi

stern

EMCA

SIAMP

■ GEBERIT

SLOAN®

DELABIE

ANSPORN®

NEOPERL®

WDI

BOBRICK

mediclinics



Omoio

ASTDRY

M'ALPINE



SOLOMON

IDECOR

BUMIHAN

dyson

starmix